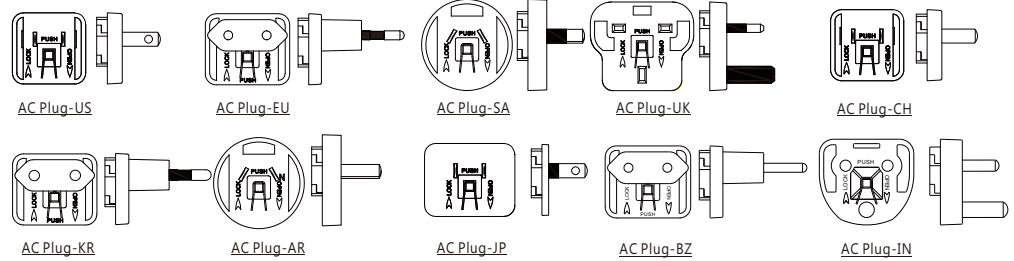
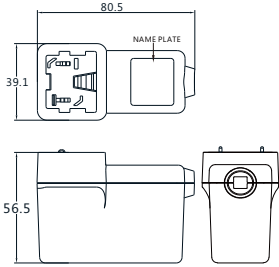



GPSU25 25W Wall mount interchangeable series DoE(VI) & EU ErP/CoC(5)

UNIT:mm



■ Safety agency approvals:



■ Specifications:

Model No.	GPSU25
AC input range	100~240VAC; 47~63Hz; 0.7A
Leakage current	0.25mA Max.@ 240VAC/50Hz
Operating temperature	-20°C to ~+70°C (safety approval 0°C to 40°C, >40°C please contact the sales request derating curve.)
Withstand voltage	4242VDC from input to output
EMC	(A)CE EN 55032, EN 55035 (B)FCC 47 CFR Part 15 Subpart B
Safety	(A) UL/cUL (B) TUV/PSE (C) CB
Warranty	1 year

■ **X= UI:** (American type FIG 1) or **EI:** (European type FIG 2) or **SAI:** (2pin Australian type FIG 3) or **BSI:** (British type FIG 4) or **CHI:** (Chinese type FIG 5) or **KRI:** (Korean type FIG 6) or **ARI:** (Argentinian type FIG 7) or **JPI:** (Japanese type FIG 8) or **BZI:** (Brazil type FIG 9) or **INI:** (India type FIG 10)

Model name	Output Voltage(VDC)	Output Current(A)	Max.Output power(W)	Ripple.(mV) max.	Line Regulation(%)	Load Regulation(%)	Avg.Eff.(%) DoE(VI)_CoC(5)	No load Power Consumption(W)	Measured at the output of
GPSU25X-0	3~5	4	20	100	±1	±8	>80.57	<0.1	3.3
GPSU25X-1	5~6	4.00~3.33	20	100	±1	±5	>83.08	<0.1	5
GPSU25X-1-1	6~8	3.66~2.75	22	100	±1	±5	>85.86	<0.1	7.5
GPSU25X-2	8~11	3.12~2.27	25	100	±1	±5	>86.35	<0.1	9
GPSU25X-3	11~13	2.50~2.31	30	120	±1	±3	>86.95	<0.1	12
GPSU25X-4	13~16	2.29~1.88	30	120	±1	±3	>86.95	<0.1	15
GPSU25X-5	16~21	1.86~1.43	30	180	±1	±3	>86.95	<0.1	18
GPSU25X-6	21~27	1.43~1.12	30	180	±1	±2	>86.95	<0.1	24
GPSU25X-7	27~33	1.12~0.91	30	240	±1	±2	>86.95	<0.1	28
GPSU25X-8	33~58	0.91~0.51	30	240	±1	±2	>86.95	<0.1	48

Note:

1.Weight: Approx 150~170gs

2.Optional output connectors (See appendix A)

3.Avg. Eff.(%): Averages the efficiency at 25, 50, 75, and 100 % of max. rated output current.

4.Standard Output cable: **3~5V:** UL2468, 16AWG, 1M; **5~8V:** UL2468, 18AWG, 1M; **8~13V:** UL2468, 20AWG, 1M; **13~21V:** UL2468, 20AWG, 6FT; **21~58V:** UL2468, 24AWG, 6FT