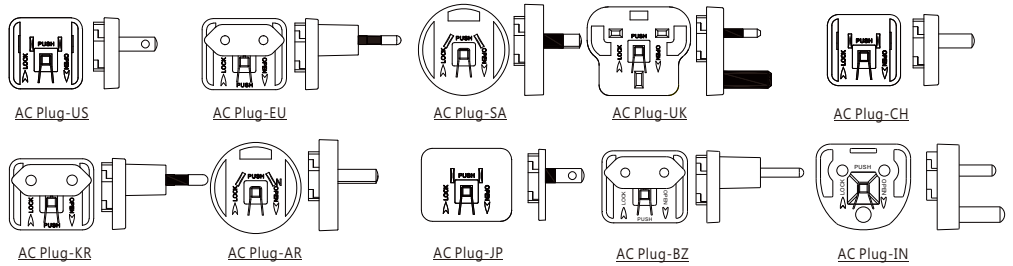
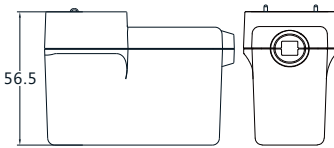
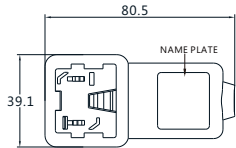


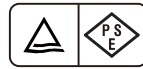
GPSU40 40W Wall mount interchangeable series

DoE(VI) & EU ErP/CoC(5)

UNIT:mm



■ Safety agency approvals:



■ Specifications:

Model No.	GPSU40
AC input range	100~240VAC; 47~63Hz; 1A
Leakage current	0.1mA Max.@ 240VAC/50Hz
Operating temperature	-20°C to ~+70°C (safety approval 0°C to 40°C, >40°C please contact the sales request derating curve.)
Withstand voltage	4242VDC from input to output
EMC	(A) CE EN 55032, EN 55035 (B) FCC 47 CFR Part 15 Subpart B
Safety	(A) UL/cUL (B) TUV/BAUART (C) TUV/PSE (D) CB
Warranty	1 year

■ **X= UI:** (American type FIG 1) or **EI:** (European type FIG 2) or **SAI:** (2pin Australian type FIG 3)
 or **BSI:** (British type FIG 4) or **CHI:** (Chinese type FIG 5) or **KRI:** (Korean type FIG 6)
 or **ARI:** (Argentinian type FIG 7) or **JPI:** (Japanese type FIG 8) or **BZI:** (Brazil type FIG 9)
 or **INI:** (India type FIG 10)

Model name	Output Voltage(VDC)	Output Current(A)	Max.Output power(W)	Ripple.(mV) max.	Line Regulation(%)	Load Regulation(%)	Avg.Eff.(%) DoE(VI)_CoC(5)	No load Power Consumption(W)	Measured at the output of
GPSU40X-1	5~6	5.00~4.16	25	120	±1	±5	>84.25	<0.1	5
GPSU40X-1-1	6~8	5.00~3.75	30	120	±1	±5	>86.95	<0.1	7.5
GPSU40X-2	8~11	5.00~3.27	40	120	±1	±5	>87.60	<0.1	9
GPSU40X-3	11~13	3.64~3.07	40	120	±1	±3	>87.60	<0.1	12
GPSU40X-4	13~16	3.07~2.50	40	120	±1	±2	>87.60	<0.1	15
GPSU40X-5	16~21	2.50~1.90	40	120	±1	±2	>87.60	<0.1	18
GPSU40X-6	21~27	1.80~1.48	40	150	±1	±2	>87.60	<0.1	24
GPSU40X-7	27~33	1.48~1.21	40	150	±1	±2	>87.60	<0.1	28
GPSU40X-8	33~58	1.21~0.68	40	150	±1	±2	>87.60	<0.1	48

Note:

- 1.Weight: Approx 170~190gs
- 2.Optional output connectors (See appendix A)
- 3.Avg. Eff.(%): Averages the efficiency at 25, 50, 75, and 100 % of max. rated output current.
- 4.Standard Output cable: **5~16V:** UL2468, 18AWG, 1M; **16~58V:** UL2468, 20AWG, 5FT